




SPEDO IN-ROW CULTIVATORS

YEAR ROUND IN-ROW MAINTENANCE TOOLS FOR VINEYARDS


UNLOCK YOUR VINEYARD'S POTENTIAL.

Very effective tools for under vine maintenance. The Rotary Hoe undercuts weeds, while at the same time loosening and turning back the soil. The tools hydraulically retract around the base of the vine without damage. The unit was developed for two side weeding and tilling to operate at speeds with safe, accurate control. Also, standard is a remote control box which allows the operator to retract the tools when required. Front mounted double tool carrier with auto retraction. Features a self-contained hydraulic system and hydraulic leveling heads with double effect heads. The electric controls allow the retraction override for the working power tools.

Model M1TR0470J
Front Mount



Shown with optional
Rotary Hoes & Fixed Hoes




IN-ROW CULTIVATORS

FEATURES

- Cat. II, 3-point hitch front mount
- Double tube main frame
- Hydraulic sliding tube to adjust for different row widths
- Sensor rod for automatic implement retraction
- Double acting hydraulic power for retraction system
- Electric control box for implement retraction when necessary
- Dual steel gauge wheels with mud scrapers and manual height control
- Dual steel gauge wheels with hydraulic height control
- Parking stand
- For row widths 8 to 11 feet
- All required hoses are included
- Self-contained hydraulic system, PTO driven, 1,000 R.P.M. maximum PTO speed
- Oil reservoir 18.5 gallon, 4 separate pumps, and oil cooler

OPTIONS


- Rotary Hoe - 12", retractable - the most popular attachment, guaranteed to till the row line no matter how hard the ground
- Flail Mower - 20", retractable - controls weeds and grass year round. Material left in the row line, for added mulch.
- Fixed Rotary Hoe - 12"
- String Mower - 16", retractable - weeds and removes trunk suckers from the grapevines
- Blade, 24" or 31" w/coulter, retractable - maintains row line by under cutting weeds and loosening the soil.




Rotary Hoe - 12"



Flail Mower - 20"



Fixed Rotary Hoe - 12"



String Mower - 16"



Blade - 24" w/coulter

SPECIFICATIONS

Model #	Description	Row Widths	Weight
M1TR0470J	In-Row Cultivator, 2 row, less implements	8' to 11'	2,000 lbs.